



FUSION™ fixed, tilt and pull-out mounts are engineered to solve tough installation problems such as leveling and stud location. Installer-inspired features make installation and maintenance safe and easy. A full line of accessories are available to customize your AV configuration in any application.

www.chiefmfg.com ■ www.fusionmounts.com







FUSION SERIES

FLAT PANEL FIXED AND TILT MOUNTS

FUSION

Take control of your installation with FUSION mounts. These universal, low-profile mounts are engineered for speed of installation and usability. From a single TV to a video wall matrix for digital signage, FUSION mounts are the perfect solution for many applications.




TIME-SAVING FEATURES

- 1 CONTROLZONE™ HEIGHT & ROLL ADJUSTMENT**
 This industry-first feature allows post-installation fine-tuning of height and leveling by inserting an Allen key into the ports at the top of the wall plate uprights. Adjustments are applied to the entire configuration, not just the TV.
- 2 CENTERLESS™ LATERAL SHIFT**
 Get up to 16" (406 mm) of post-installation lateral shift - 8" (203 mm) left/right of uprights.
- 3 CENTRIS™ LOW-PROFILE TILT**
 Provides effortless tilting by using the center of gravity to balance the screen – no tools necessary!
- 4 CLICKCONNECT™ TOOL-FREE LATCHING**
 Hear an audible click when the screen safely engages with the mount. Use the built-in cable stand to gain easy access under the screen.


FIXED MOUNTS with ControlZone Height and Leveling Adjustment



MSMU



LSMU




XSMU


TILT MOUNTS with ControlZone Height and Leveling Adjustment



MTMU




LTMU




XTMU

SPECIFICATIONS



Model	TV Size Range	Depth from Wall	Centerless Lateral Shift*	Centris Low-Profile Tilt	Max Mounting Pattern (H,W)	Weight Capacity (single stud, dual stud)
Fixed & Tilt Mounts with ControlZone 						
MSMU™	26 - 47"	1.96" (50 mm)	14.5" (368 mm)	–	15.75" (400 mm), 25.2" (640 mm)	75 lbs (34 kg), 125 lbs (56.7 kg)
MTMU™	26 - 47"	1.99" (51 mm)	14.5" (368 mm)	0-12°	15.75" (400 mm), 26.18" (665 mm)	75 lbs (34 kg), 125 lbs (56.7 kg)
LSMU™	37 - 63"	1.96" (50 mm)	17.5" (445 mm)	–	19.88" (505 mm), 34.25" (870 mm)	200 lbs (90.7 kg)
LTMU™	37 - 63"	1.99" (51 mm)	17.5" (445 mm)	0-12°	19.88" (505 mm), 35.35" (895 mm)	200 lbs (90.7 kg)
XSMU™	55 - 75"	1.96" (50 mm)	23.5" (597 mm)	–	25.98" (660 mm), 48.23" (1225 mm)	250 lbs (113 kg)
XTMU™	55 - 75"	1.99" (51 mm)	23.5" (597 mm)	0-12°	25.98" (660 mm), 49.21" (1250 mm)	250 lbs (113 kg)

*Varies with screen mounting pattern and stud placement.



PORTRAIT TILT MOUNTS



FIXED MOUNTS



TILT MOUNTS



SPECIFICATIONS

Model	TV Size Range	Depth from Wall	Centerless Lateral Shift*	Centris Low-Profile Tilt	Max Mounting Pattern (H,W)	Weight Capacity
Portrait Tilt Mounts						
MTAPU™	26 - 47"	2.4" (61 mm)	8.5" (216 mm)	+3°/-10°	23.6" (600 mm), 18.11" (460 mm)	125 lbs (56.7 kg)
LTAPU™	37 - 63"	2.56" (65 mm)	11.5" (292 mm)	+3°/-10.5°	31.5" (800 mm), 20.67" (525 mm)	200 lbs (90.7 kg)
Fixed & Tilt Mounts						
MSAU™	26 - 47"	1.96" (50 mm)	14.5" (368 mm)	–	15.75" (400 mm), 25.2" (640 mm)	75 lbs (34 kg), 125 lbs (56.7 kg)
MTAU™	26 - 47"	1.99" (51 mm)	14.5" (368 mm)	0-12°	15.75" (400 mm), 26.18" (665 mm)	75 lbs (34 kg), 125 lbs (56.7 kg)
LSAU™	37 - 63"	1.96" (50 mm)	17.5" (445 mm)	–	19.88" (505 mm), 34.25" (870 mm)	200 lbs (90.7 kg)
LTAU™	37 - 63"	1.99" (51 mm)	17.5" (445 mm)	0-12°	19.88" (505 mm), 35.35" (895 mm)	200 lbs (90.7 kg)

*Varies with screen mounting pattern and stud placement.



FUSION SERIES FLAT PANEL PULL-OUT MOUNTS

PULL-OUT MOUNTS WITH CONTROLZONE



The new FUSION Series Pull-Out mounts extend 7" (178 mm) for easy cable access and servicing in hard-to-reach installations – even on the centermost screen of a video wall matrix.

VIDEO WALL



SPECIFICATIONS

Model	TV Size Range	Extension Range	Plumb Adjust	Centerless Lateral Shift*	Max Mounting Pattern (H,W)	Weight Capacity
Pull-Out Mounts with ControlZone						
MSMVU™	26–47"	3.7 - 10.7" (94 - 272 mm)	1.8°	14.5" (368 mm)	15.75" (400 mm), 21.25 (540 mm)	125 lbs (56.7 kg)
LSMVU™	37–63"	3.7 - 7" (94 - 178 mm)	1.8°	17.5" (445 mm)	19.88" (505 mm), 30.0" (760mm)	150 lbs (68 kg)

*Varies with screen mounting pattern and stud placement.

INSTALLER'S CORNER

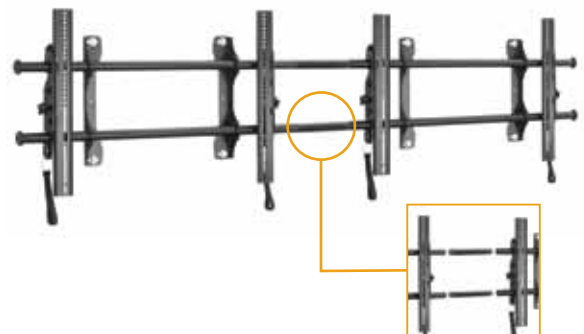
Tips for Installing a Video Wall with FUSION Pull-Out Mounts

- 1) Vertical distance between the mounts should equal the height of the screen being installed; horizontal distance between the mounts should be roughly equal to the width of the screen.
- 2) Utilize ControlZone to fine tune placement of each row, and then adjust the plumb as necessary.
- 3) Slide screens apart using Centerless lateral shift to access, pull out, maintain and remove screens.

NEW Video Wall and Menu Board App

Calculate the mounts and connector kits needed for your next multi-screen installation!

www.chiefmfg.com/fusioncalc





FUSION SERIES FLAT PANEL ACCESSORIES

FUSION ACCESSORIES - CUSTOMIZE YOUR INSTALL

A full line of supporting accessories can be integrated with FUSION Fixed & Tilt Wall Mounts, extending the same adjustment benefits to the entire configuration. Mix and match accessories with any FUSION mount for the perfect installation in every application.

- Compatible with most FUSION mounts
- Can be used together for a complete customized system
- Connects to the rail of the mount without adding depth
- Accessory adjustment ranges accommodates small to extra large TV sizes



FVS100™ / FVS150™
8" and 12" Video Conferencing Shelves - below



FVS200™ / FVS250™ / FVS251™
8", 12" and 14" Video Conferencing Shelves - above



FVS300™ / FVS350™ *
8" and 12" Video Conferencing Shelves - between two screens



FCA100™ / FCA102™
CAT 5/Surge/CPU Adapters



PAC521P™
In-Wall Power Box



FCS100™
Single Component Shelf - below



**** FCD100™**
Additional Component Shelf - below



FCC100™
Center Channel Speaker Adapter



FLR100™
Left/Right Speaker Adapter



*** FCK000™ / FCK008™ / FCK016™**
0", 8" and 16" Connector Kits




FCA101™
Pole and screen lock-down collars

* Visit www.chiefmfg.com/fusioncalc to calculate the mounts and connector kits needed for multi-screen installations.

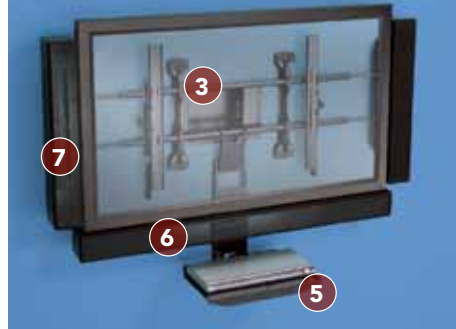
FCK008 or FCK016 required when using FVS300 or FVS350 shelves.

** Can be used with FCS100, FCC100 or FVS100/150 shelves.

VIDEO CONFERENCING



HOME THEATER



BOARDROOM



For more information on these and other products from Chief, the industry leader in AV mounting solutions, visit www.chiefmfg.com.

CHIEF MANUFACTURING ■ A DIVISION OF MILESTONE AV TECHNOLOGIES ■ www.chiefmfg.com

USA ■ P 800.582.6480 / +1.952.894.6280 ■ F 877.894.6918 / +1.952.894.6918 ■ chief@chiefmfg.com

Canada ■ P 877.345.4329 ■ F 888.377.5314 ■ info@chiefmounts.ca

EMEA ■ P +31 40 23 24 700 ■ F +31 40 23 24 710 ■ europe.chief@milestone.com

Asia Pacific ■ P +852 2145 4099 ■ F +852 2145 4477 ■ asia.chief@milestone.com